



TRINIDAD & TOBAGO POLICE SERVICE

Strategic Road Safety Project

Police Headquarters Sackville Streets Port of Spain, Trinidad, Republic of Trinidad & Tobago
Telephone: 1 (868) 678-7546 Facsimile: 1 (868) 623-1055 Email: brent.batson@ttps.gov.tt

TTPS Road Traffic Safety Summary Review 2023

Overall Analysis

According to the data from the Traffic & Highway Patrol Branch Roadway Surveillance Unit (RSU), in the year 2023 Trinidad & Tobago experienced an upsurge in fatal road traffic accidents recording **96 fatal road traffic accidents** compared to **95** in 2022. This figure represents a **1% increase in fatal road traffic accidents**. **There was also 7% increase in road traffic deaths from 95 in 2022 to 102 in 2023.**

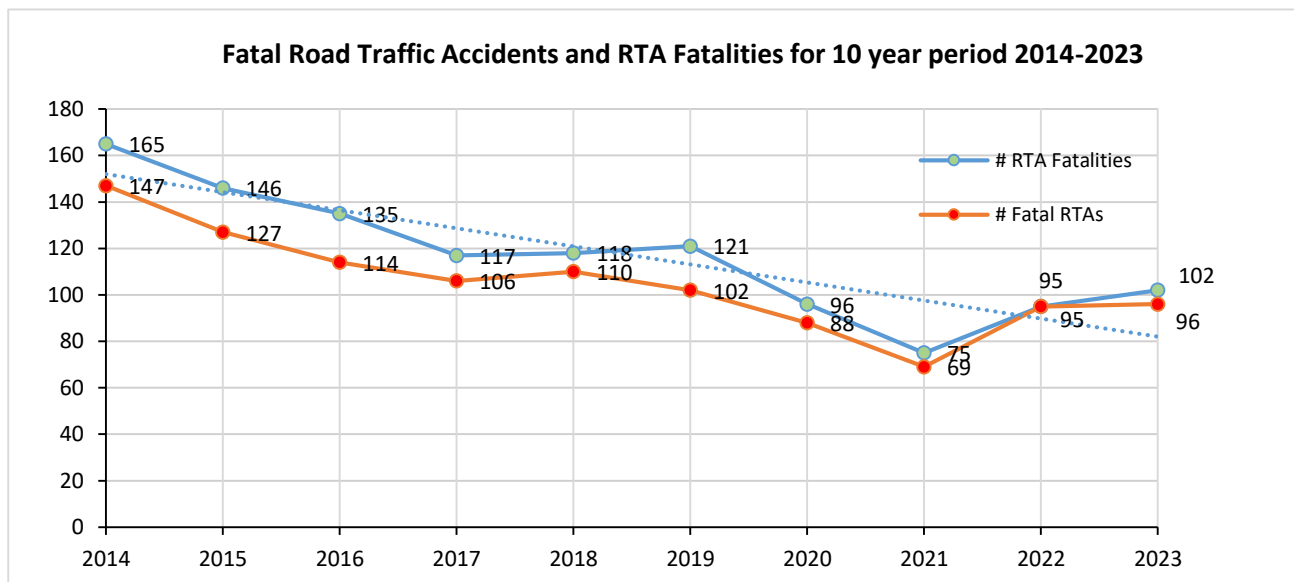


Figure 1 Fatal Road Traffic Accidents and Fatalities for 10-year period 2014-2023. (Source Tr. Branch RSU)

Commissioner of Police- Earla Harewood-Christopher:

“We are disturbed by a second continuous year in an increase in road traffic deaths considered our consistent levels of enforcement efforts. Unfortunately, behaviours such as lack of seatbelt use, continues to be highlighted as both a high frequency traffic violation and contributing cause to road traffic deaths, thus we will target our efforts in both education and enforcement to help drivers and passengers understand the risk levels associated with their decision making.”



Office of the Commissioner of Police

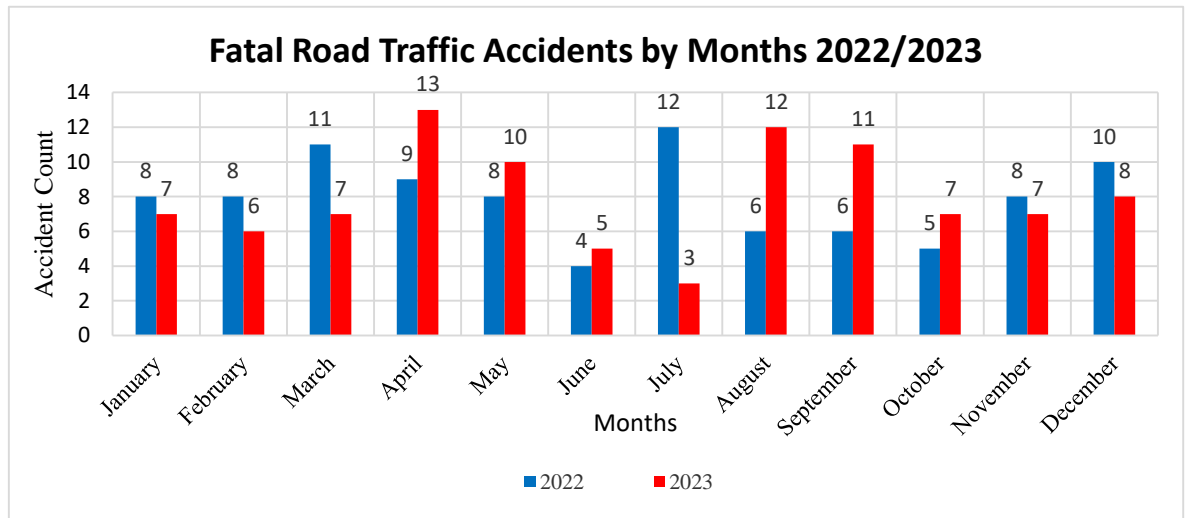


Figure 2 Fatal Road Traffic Accidents by Months 2022/2023. Source: Tr. Branch RSU

- In 2023, notable increases in fatal road traffic accidents were recorded in six months. The most noteworthy **increase of 100%** was recorded in **August**, with another notable **increase of 83%** seen in **September**.
- The month of **April** was the deadliest with 13 accidents being recorded, this accounted for 14% of 2023's total number of accidents.



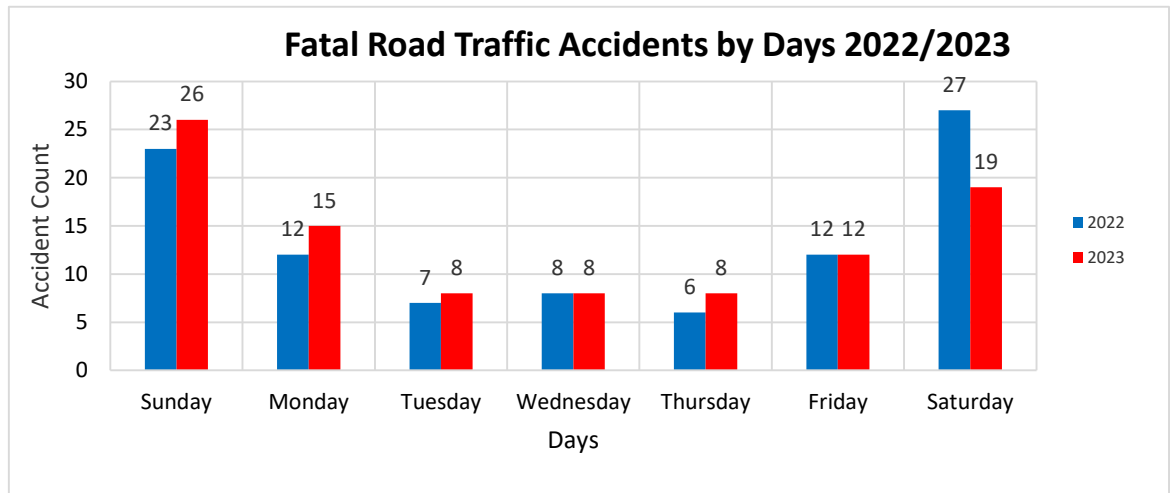
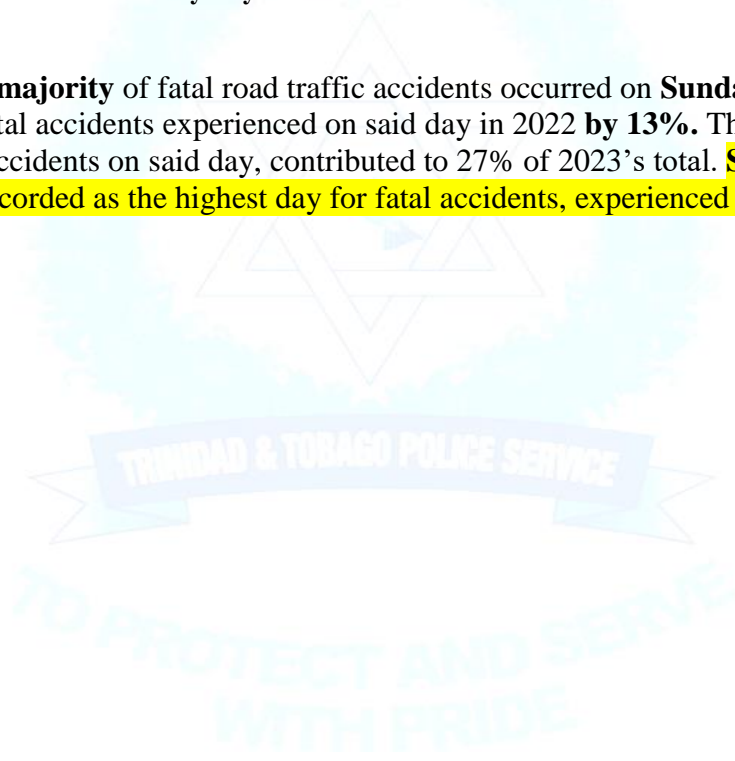


Figure 3 Fatal Road Traffic Accidents by Days 2022/2023. Source: Tr. Branch RSU

- In 2023, the majority of fatal road traffic accidents occurred on **Sunday**, exceeding the number of fatal accidents experienced on said day in 2022 by **13%**. The number of fatal road traffic accidents on said day, contributed to 27% of 2023's total. **Saturdays**, previously recorded as the highest day for fatal accidents, experienced a **decrease of 30%**.



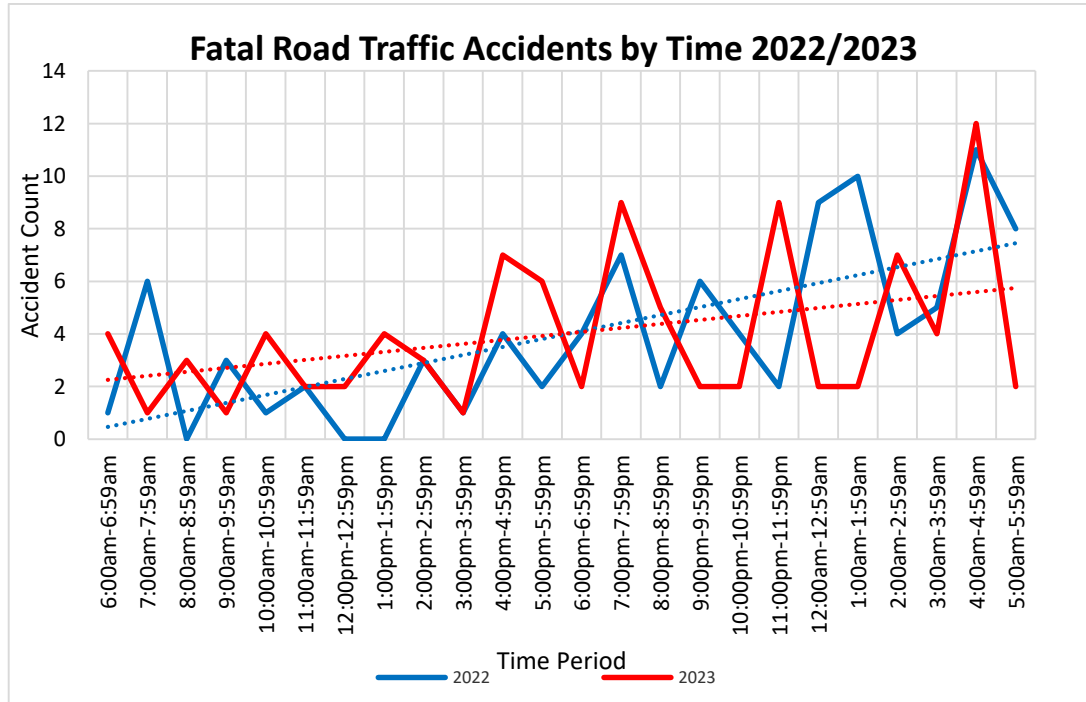


Figure 4 Fatal Road Traffic Accidents by Time 2022/2023. Source: Tr. Branch RSU

- Fatal accidents showed a **more gradual increase** between the hours of 6pm to 6am in 2023 when compared to the trend seen in 2022.



Fatal Road Traffic Accidents and Deaths in TTPS Divisions

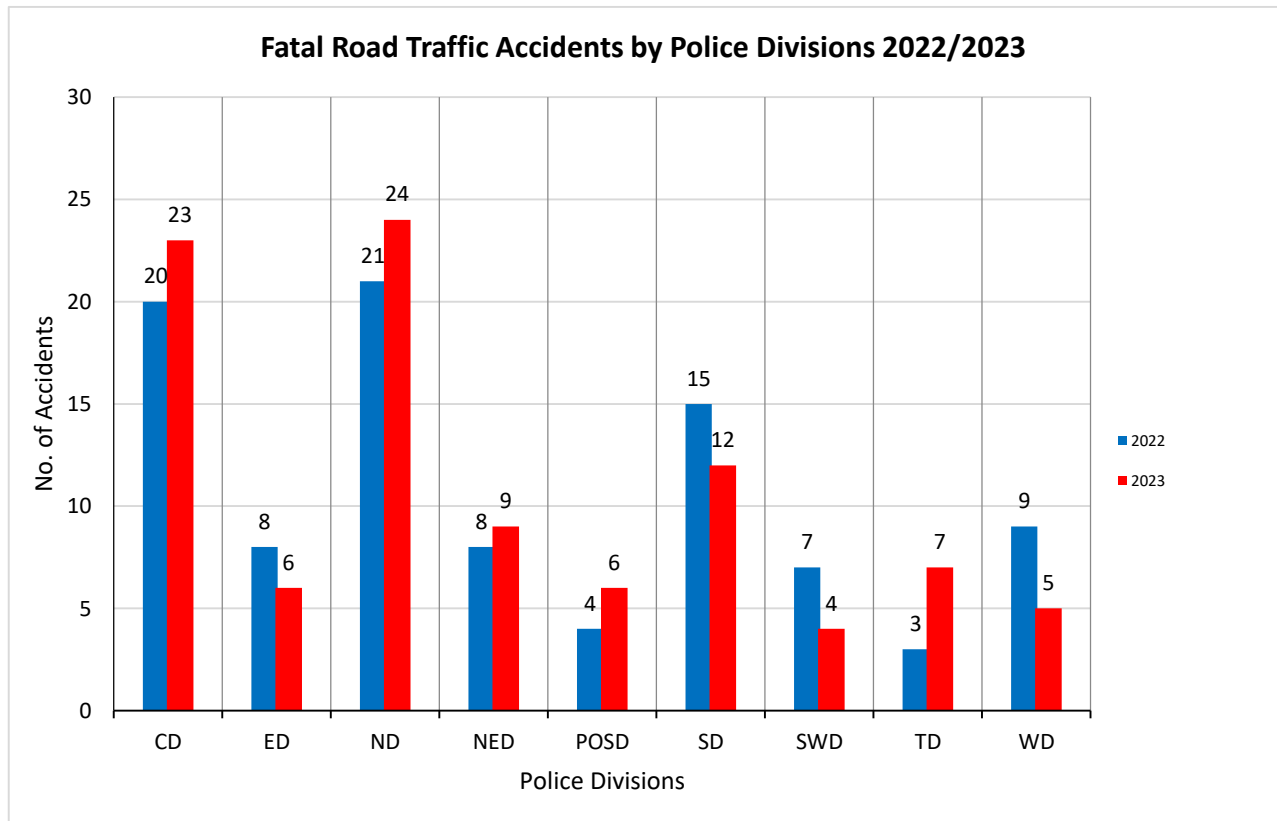


Figure 5. Fatal Road Traffic Accidents by Police Divisions 2022/2023. Source: Tr. Branch RSU

- In 2023, most fatal road traffic accidents were recorded in the **Northern Division** with **24 accidents**, this represented a **14% increase** when compared to 2022. **Tobago** saw the largest divisional increase by **133%**.
- **Reductions** in road traffic accidents were recorded in **only four of the nine policing divisions** including *Southern (20%)*, *Eastern (25%)*, *South Western (43%)* and *Western Division (44%)*

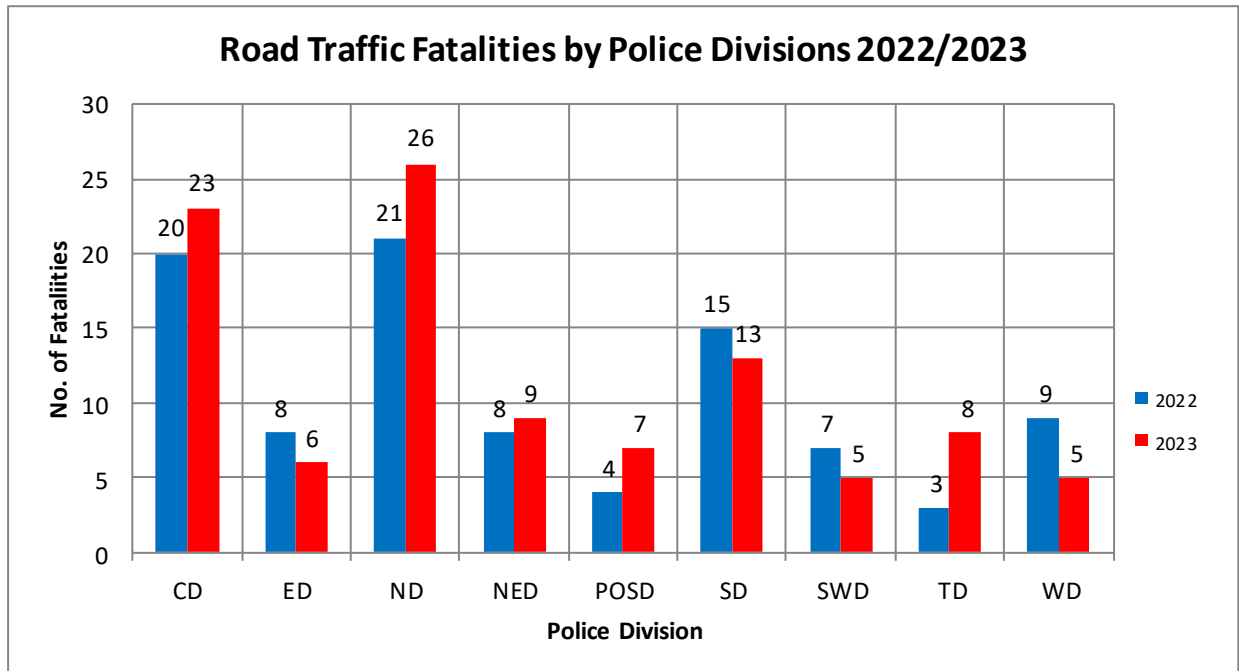


Figure 6. Fatal Road Traffic Fatalities by Police Divisions 2022/2023. Source: Tr. Branch RSU

- In 2023, most fatalities were recorded in the **Northern Division** with **26 deaths**, this represented a **24%** increase over 2022.
- Tobago Division experienced the most **significant increase** with 8 fatalities which represents a **167%** increase when compared to 2022.
- Conversely, **reductions in road traffic fatalities were recorded in four (4) of the nine (9) policing divisions** including Eastern (25%), Southern (13%), South Western (29%) and Western (44%) Divisions.



Fatal Road Traffic Accidents by Road Type

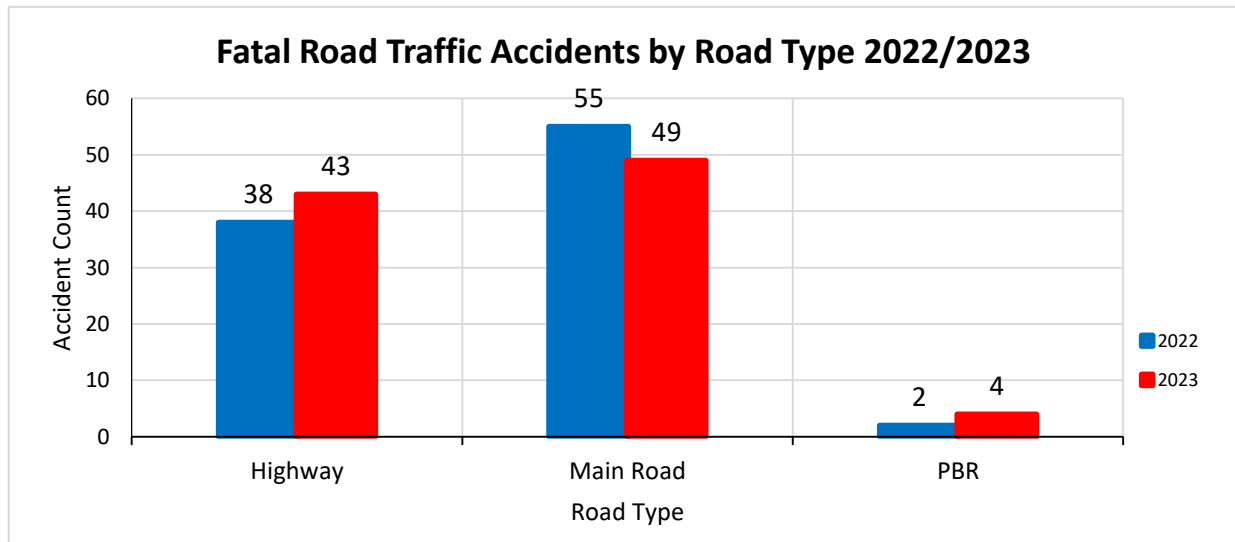
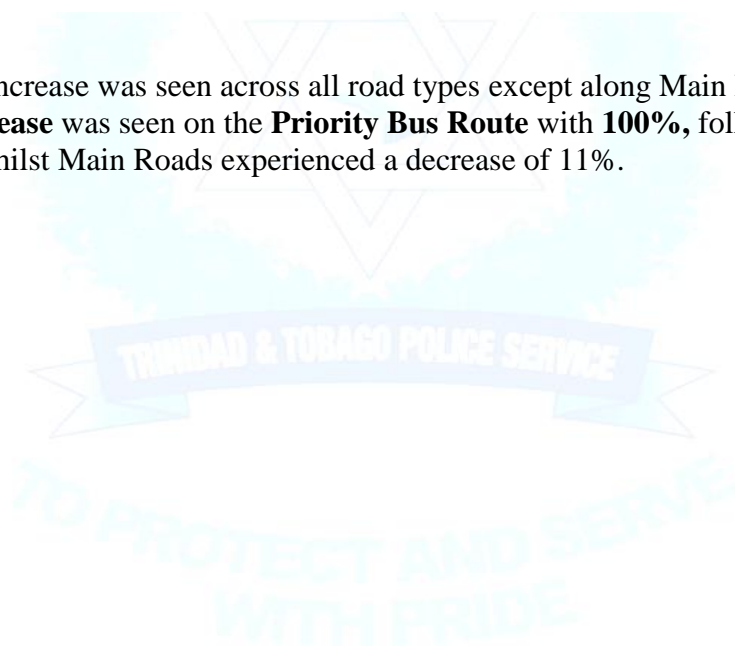


Figure 7. Road Traffic Deaths in Police Divisions 2022/2023. Source: Tr. Branch RSU

- In 2023, an increase was seen across all road types except along Main Roads. The most **notable increase** was seen on the **Priority Bus Route** with **100%**, followed by Highways with 13%, whilst Main Roads experienced a decrease of 11%.





Fatal Road Traffic Accidents and Deaths on Highways

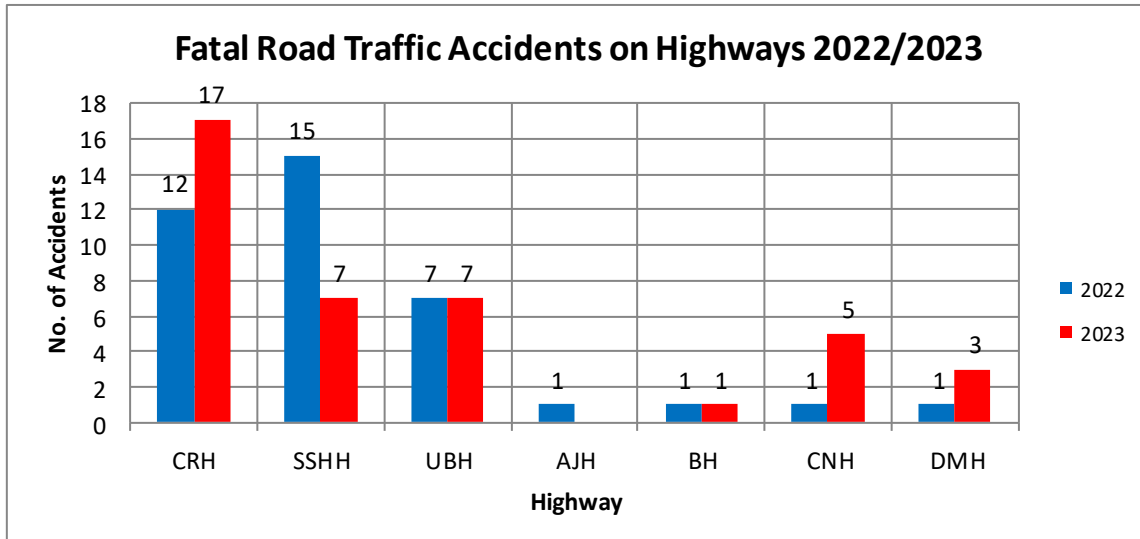


Figure 8. Road Traffic Accidents on Highways 2022/2023. Source: Tr. Branch RSU

- **Three** of the seven major highways namely the Churchill Roosevelt, Diego Martin Highway and Claude Noel experienced increases in fatal road traffic accidents, with the **greatest increase of 400%** seen on the **Claude Noel Highway**.
- The **Uriah Butler Highway** and **Beetham Highway** both **experienced no change** respectively when compared to 2022.
- The **Sir Solomon Hochoy** and **Audrey Jeffers** both **experienced reductions**, with a reduction of 53% and 100% respectively when compared to 2022.

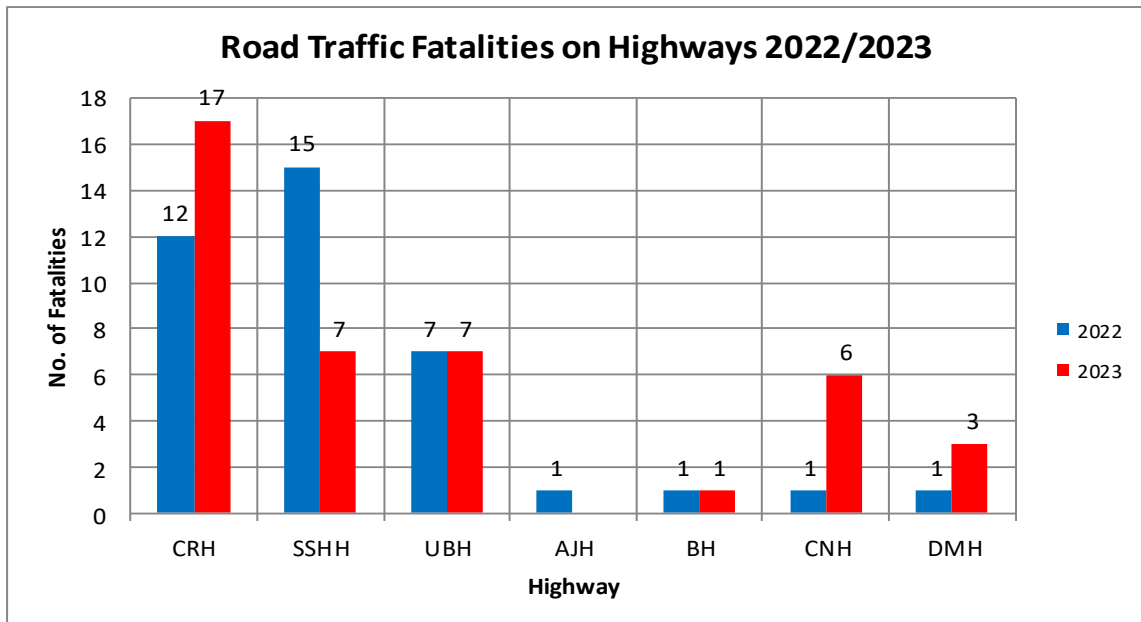


Figure 9. Road Traffic Fatalities on Highways 2022/2023. Source: Tr. Branch RSU

- **Three** of the seven major highways namely the Churchill Roosevelt, Claude Noel and Diego Martin Highway experienced increase(s) in fatal road traffic accidents, with the **greatest increase of 500%** seen on the **Claude Noel Highway**.
- The **Uriah Butler Highway** and **Beetham Highway** both **experienced no change** respectively when compared to 2022.
- The **Sir Solomon Hochoy** and **Audrey Jeffers** both **experienced reductions**, with a reduction of 53% and 100% respectively when compared to 2022.

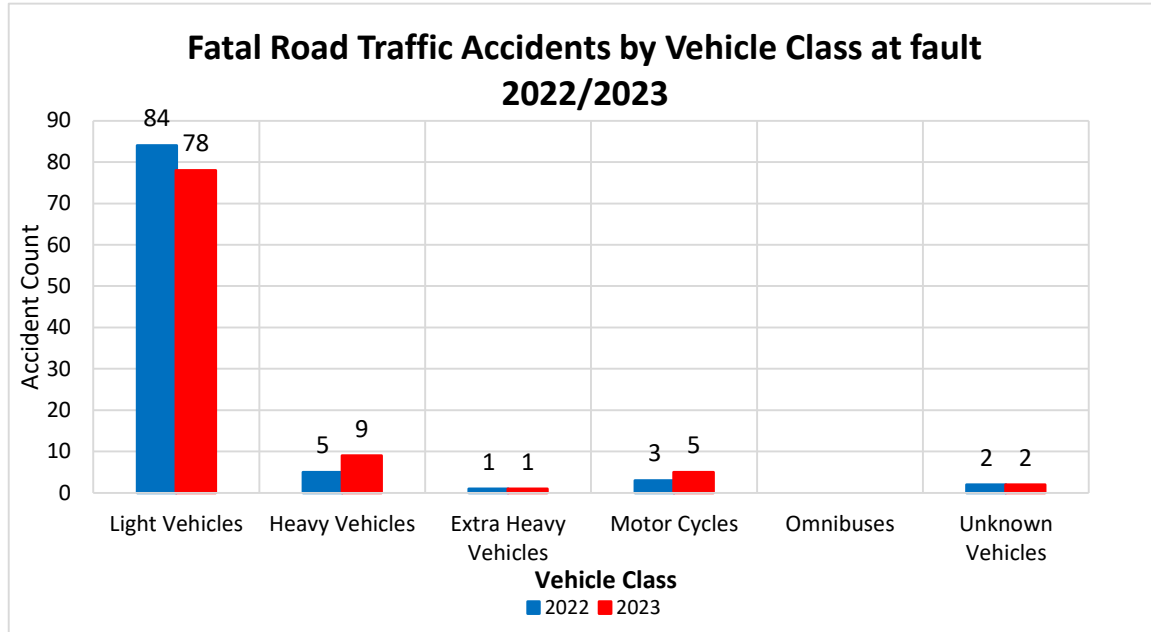


Figure 13 Fatal Road Traffic Accidents by Vehicle Class at Fault 2022/2023. Source: Tr. Branch RSU

- There was a **7% decrease** in the number of **Light Vehicles** deemed at fault in fatal road traffic accidents but there was a **67% increase in Motor Cycles** with a total of 5 being recorded in 2023 compared to 3 in 2022.



Category of Road User Deaths

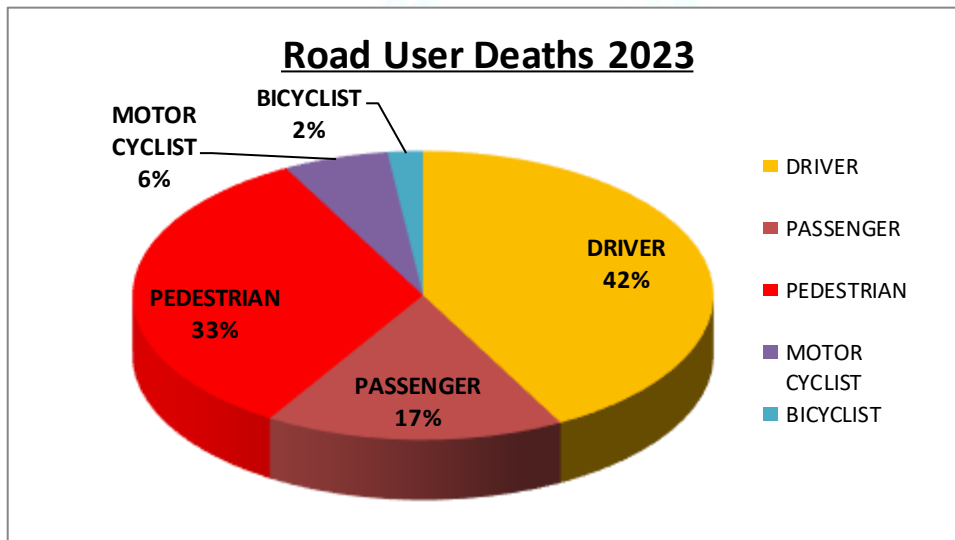


Figure 14 Road User Deaths 2023. Source: Tr. Branch RSU

- **Drivers** formed the largest category of road user deaths in 2023, accounting for 42% of all road deaths. Followed by the **pedestrian**, accounting for 33% of all deaths.
- In 2023 the statistics showed that 7% of fatalities involved persons being ejected from the vehicle, suggesting a lack of seatbelt use.

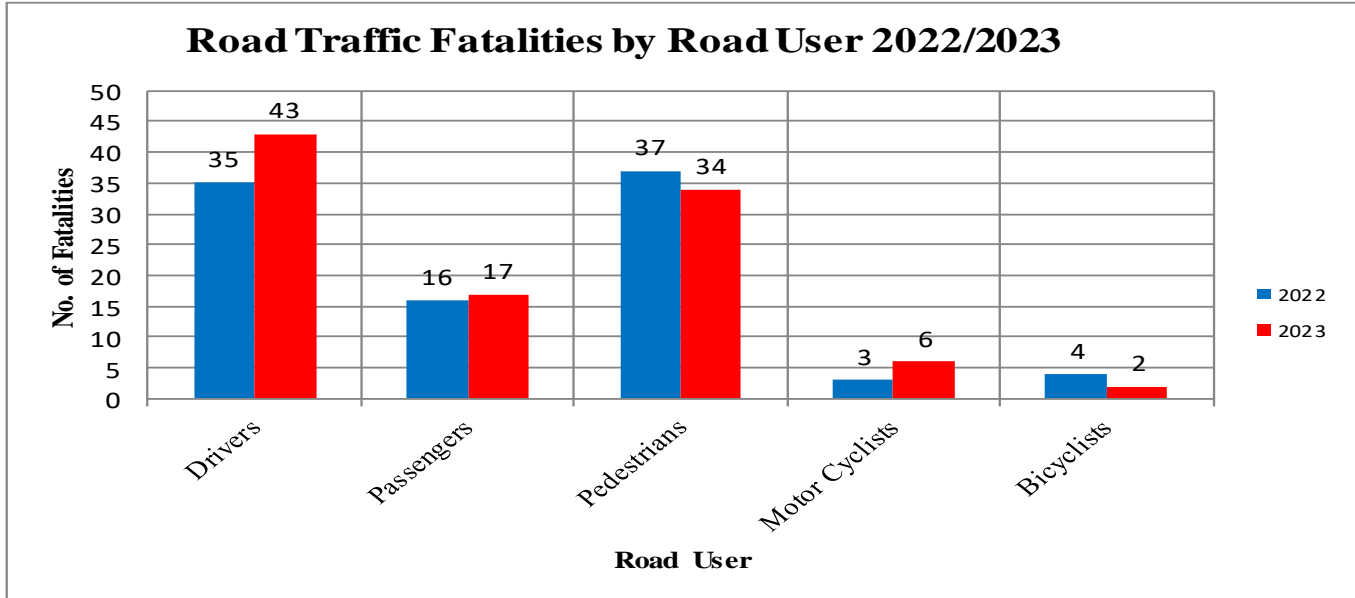


Figure 15. Road User Deaths 2022/2023. Source: Tr. Branch RSU

- However, 2023 saw the **largest increase in Motor Cycles and Driver deaths 100% and 23% respectively**. 6 Motor cyclists were killed on the roadways in 2023 compared to 3 in 2022 whilst 43 Drivers lost their lives in 2023 compared to 35 in 2022.



Age Range of Road Traffic Victims

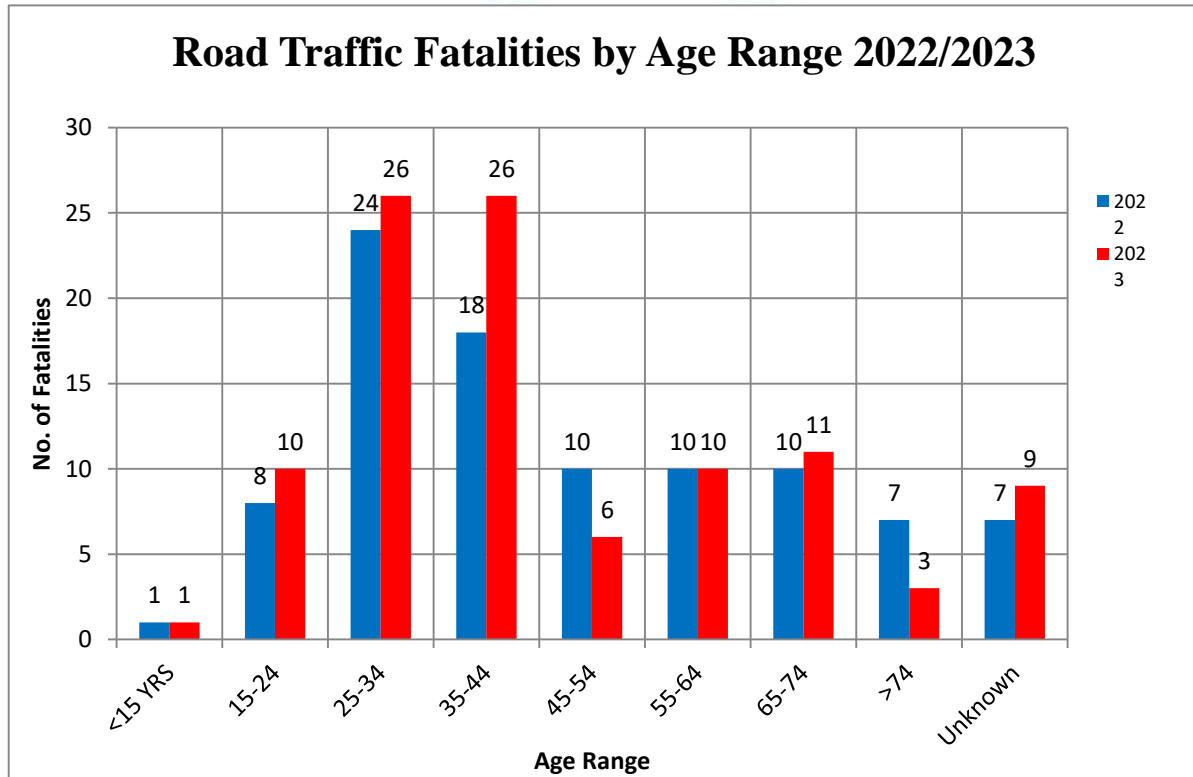


Figure 16. Road Traffic Fatalities by Age Range 2022/2023. Source: Tr. Branch RSU

- There was an **44% increase in the number of persons aged 35-44** being killed in collisions in 2023.
- However, there was a **significant decrease in the number of persons over the age of 74** being killed in collisions, with 3 fatalities being recorded in 2023 compared to 7 in 2022, representing a **57% decrease**.

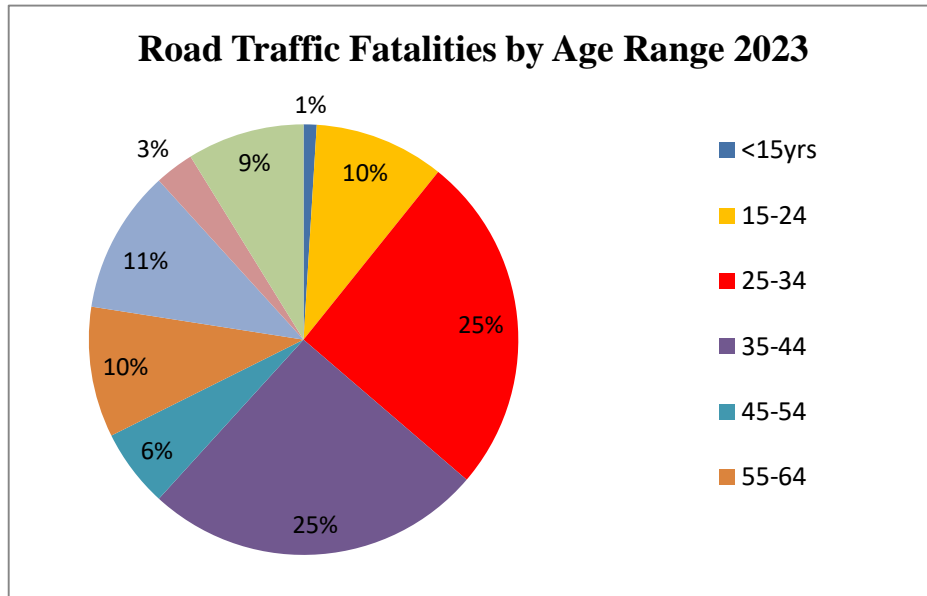


Figure 17. Road Traffic Fatalities by Age Range 2023. Source: Tr. Branch RSU

- The majority of road traffic accident fatalities were within the age ranges of **25-34yrs** and **35-44yrs**, accounting for **50%** of deaths, the third largest age group being **65-74 years** accounting for **11%**.





Gender of Road Traffic Victims

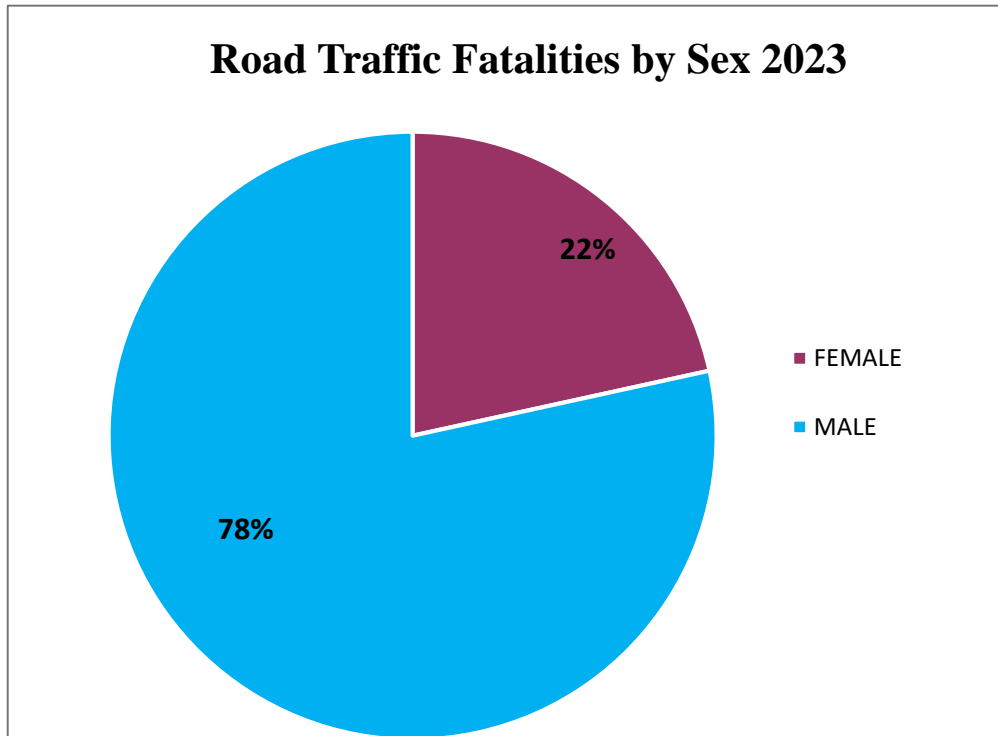


Figure 18. Road Traffic Fatalities by Gender 2023. Source: Tr. Branch RSU

- **Males** continue to account for the vast majority of road traffic deaths in Trinidad & Tobago **accounting for 78%** of road fatalities in the country. However, **female fatalities decreased by 145%** from 11 in 2023 to 27 in 2022.



Fixed Penalty Notice (Traffic Tickets) Issuance 2023

In 2023 officers of the TTPS issued **eighty-two thousand and seventy-four (82,074)** Fixed Penalty Notices to motorists for various traffic violations. This represented a **14% increase** in the number of Fixed Penalty Notices issued **by the TTPS** when compared to 2022.

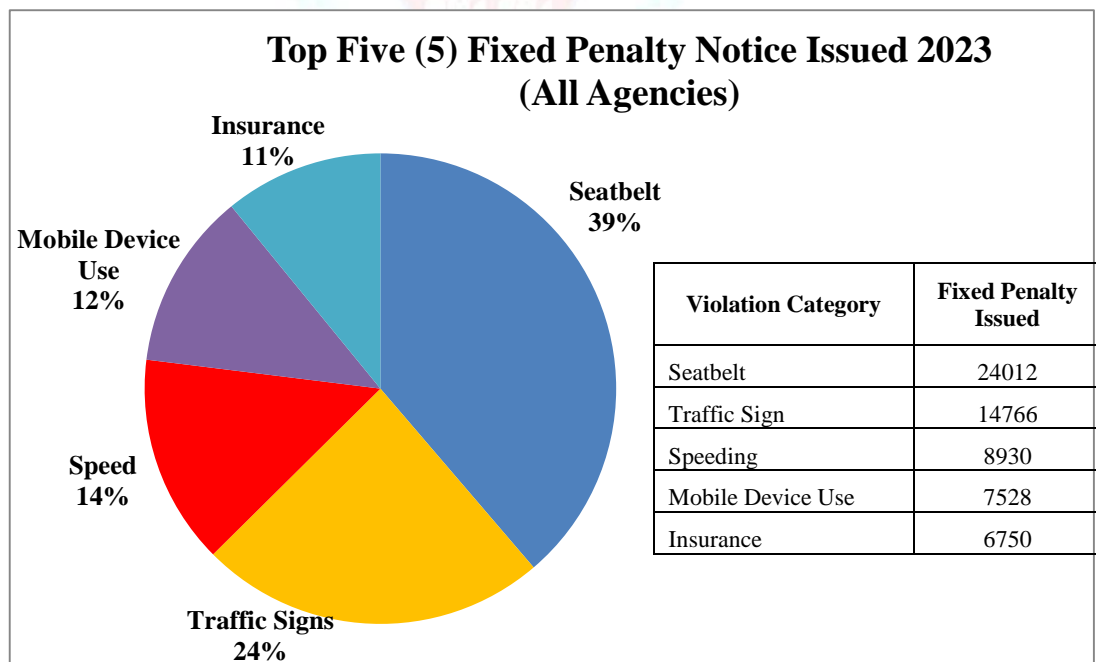


Figure 19. Top Five (5) Fixed Penalty Notices Issued 2023. Source: Tr. Branch RSU

The **Top 5 Violation Categories** amounted to **61,986** fixed penalty notices, **accounting for 58%** of the **total (107,440)** number of fixed penalty notices issued in 2023.

***TOTAL DUI ARRESTS – Five Hundred & Seventy-Two (572) (Highway Patrol)**

*******END REPORT*******